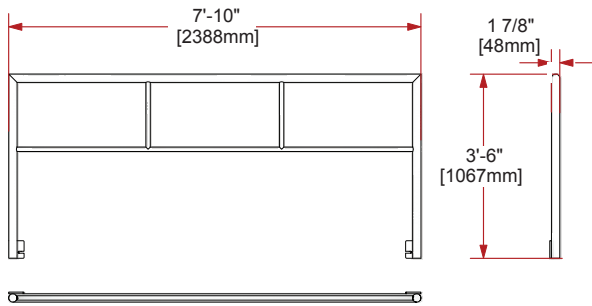


VH

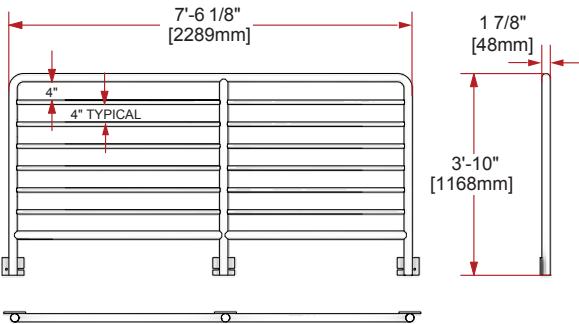


SIZES [MOST AVAILABLE IN BLACK AND SILVER]

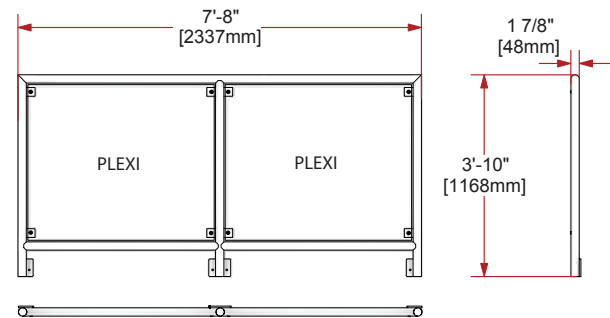
	1'	16"	18"	2'	3'	4'	5'	6'	7'	*8'
OSHA	●		●	●	●	●	●	●		●
VH	●		●	●	●	●		●		●
AFI	●		●	●	●	●		●		●
MOTO	●	●		●		●		●		●
PS	●			●	●	●	●	●	●	●

*HANDRAILS SHOWN ARE BASED ON 8' WIDTH.
ALL ARE ROUND TUBE UNLESS NOTED.

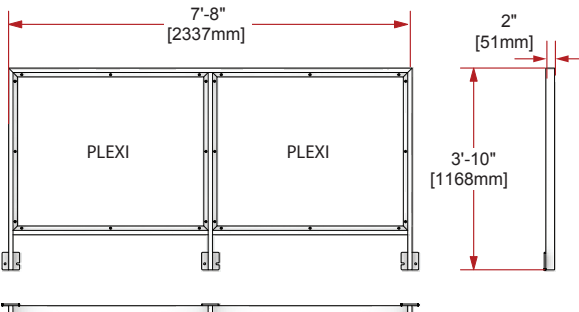
OSHA



PS



MOTO [SQUARE TUBE]



AFI

